



# The Composite Door System

so much more to come  
home to...



ALL DOORS 1.6 OR LESS

Secured by Design



Police Preferred Specification

# contents



3

helping to make your house  
a home

4

a door for the future

5

beautifully secure

6

the choice is yours

7

glazing and hardware options

The VEKA  
Composite Door  
System from VEKA:  
a name that  
stands for quality  
and reliability all  
around the world



8

choose your door

29

optional extras

30

glazing patterns







The VEKA Composite Door brings together superb looks and performance with the reputation of one of the world's leading home improvement manufacturers.



## The VEKA Composite Door System: the look of nature... the work of science

Wherever you see the name VEKA, you know that 'ordinary' is not an option. VEKA has been a world leader in the development and manufacture of PVC-U home improvement products for almost as long as the material has existed, with VEKA's windows and doors used in some of the world's biggest and most prestigious building projects as well as millions of homes across every continent.

VEKA is committed to bringing to the market the very best in composite doors, not only in aesthetics and performance but also in its back-up service, so a part of that commitment is to deliver VEKA Composite Doors within seven working days of order.

### Attention to detail

VEKA invested over a year in developing The VEKA Composite Door System to ensure that every aspect fulfils the demands of the trade and the consumer. These benefits include:

- Supplied fully-framed – easy to install and always a perfect fit
- Through-coloured GRP skin – minimises the appearance of scratches
- Range of 21 styles, five exterior colours and two woodgrains with over 3,000 glazing options
- Stylish design-it-yourself web feature – browse the options and design your perfect door on [www.frontdoors.uk.com](http://www.frontdoors.uk.com)

### Peace of mind

Installed with care, only by recognised installers, the VEKA Composite Door System has been approved by the Police initiative Secured By Design and is perfect for customers who want quality products, affordable prices and most importantly, peace of mind.





# Benefits of the VEKA Composite Door

- Delivered in seven working days from order.
- Comes ready to fit, fully framed with glazing and hardware.
- Fully sculptured, triple seal door frame styling to match the popular VEKA window frame designs.
- Choice of five colours and two woodgrains.
- Selected doors are available with woodgrain on both sides
- Woodgrain doors come with matching frame if desired - coloured doors supplied with either white or black frame.
- Choice of 21 door designs.
- Select from 15 standard glass patterns or create your own design with our bespoke service.
- Entire range approved by the Police initiative, Secured By Design
- Choice of mortice or barrel lock. Cannot be bumped, drilled or snapped.
- Ten year performance guarantee on door and glazing, five year on hardware.
- High spec weatherproofing and energy efficiency with three weatherseals.
- Energy efficient low threshold available for easy access.
- The reputation of VEKA with every door.

## Quality through and through

Timber may crack, split or warp – and of course needs regular painting – PVC-U in contrast offers great longevity but can look angular and bland.

A composite door combines all the aesthetic benefits of painted or varnished timber with the security, performance, low maintenance and long life expectancy of modern materials.

The VEKA Composite Door gives you all of this – plus the world-wide reputation for top quality products and service that comes as standard with the name of VEKA.

On the surface, the tough GRP skin is through-coloured to keep its appearance if it should become scratched (touch up kits can be supplied).

This is mounted onto a composite material sub-frame supported by laminated timber stiffeners and pressure filled with an energy efficient foam. The outer edge is protected with a hard wearing PVC-U strip that provides a neat and durable finish.

The doorframe can also be supplied with a low-profile 15mm threshold or a larger 25mm section.





# Security that won't go bump

Home security is high on everyone's agenda, and the VEKA Composite Door has been developed to exceed even the most stringent of expectations. It might look warm and welcoming for visitors, but it provides a formidable barrier against any would-be intruders to ensure your home and possessions are protected.

You want a door that looks great and works well... but you also want a door that keeps out more than cold and draughts



**Secured by Design**



**Police Preferred Specification**

Approved by the Police led initiative Secured By Design, the VEKA Composite Door offers exceptional security features. The Secured By Design accreditation is awarded only for products which pass the stringent tests of the scheme, which was established by the Association of Chief Police Officers in order to acknowledge home improvement products which meet the principles of 'designing out crime'.

Supported by the Saracen Secure scheme, each door is guaranteed against forced entry. In the unlikely event of a break-in succeeding through failure of the security hardware, Saracen will pay up to £500 towards replacing or repairing the forced door, and up to £500 for any inconvenience caused to the homeowner.

While the scourge of 'lock-bumping' means any amateur intruder can defeat most cylinder locks in seconds, the VEKA Composite Door has gone back to the age-old principle of the mortice lock. The VEKA Composite Door's locking system offers all the security you could ever need and a choice of prestigious locks is available.

Choose from a wide range of door styles, colours/ woodgrains, glazing options and side panels to create your perfect VEKA Composite Door

## Designed by... you

Visit our website [www.frontdoors.uk.com](http://www.frontdoors.uk.com) and design your own door. Choose the style, colour, glazing etc and see exactly how your door will look.

Plus - you can upload a photo of your home to see if your choice complements your home. Save your door designs in the My VEKA area of the website to compare and choose your perfect composite door.

All VEKA Composite Doors are available in a choice of five colours and two woodgrains and come ready with frame, ensuring a perfect fit. Selected styles are available with woodgrain on both sides,

these doors are supplied with matching woodgrain frame and edgeband. All other doors are supplied with a choice of black/brown or white frame with a grained effect edgeband for a realistic finish.



### Side panels

Half and full-frame side panels are also available to complement your VEKA Composite Door. Side panels are available with or without glazing.

## Colour options



Note: In certain light the frame & door slab may appear slightly different due to the different material composition



**AVAILABLE WITH WOODGRAIN ON BOTH SIDES**

Selected styles available with Rosewood both sides or Golden Oak both sides, plus matching woodgrain edge bands. Look out for the logo throughout this brochure.





Look how these further options can add character and function to your door



## Glazing & hardware options

The VEKA Composite Door's glazing panels offer further opportunities to add individuality and character. With an amazing array of glass designs and production techniques there is a stylish option for every home, from conventional coloured glass to the elaborate Art Deco bevel. We also offer four designs of textured and one clear backing glass.

Don't worry if you don't see anything you desire - our creative glass department can create something unique just for you. Manufactured to the highest quality standards all our glazing options come fully guaranteed.

Among your options for glazing, you can choose:

- Leading
- Colour
- Fusion art
- Bevelling
- Etching

When you order side panels, the glass can be designed to match or complement the door glass.

To see the range of glazing designs please go to the image gallery on pages 30 and 31.

A choice of hardware options such as letterboxes etc are shown with each door style on the following pages.



## Yale Keyfree

The VEKA Composite Door System is now available with the option of the new Yale Keyfree lock system.

This gives homeowners the convenience of either using the remote key, as with a car, or entering a personal code into the built-in keypad. Keyfree has been designed and tested to meet the demands of Secured by Design - and also features a built-in 80-decibel alarm to scare off anyone who tries to attack the lock.



Plus, selected glass patterns are triple glazed for further enhanced performance. Lookout for the logo throughout this brochure.



Blue

1 step one  
choose a design

# solitaire (0)



2 step two  
choose a colour



Red Green Black



White Golden Oak Rosewood

3 step three  
colour your frame

(On inward opening doors only)

Door frames are available in white or foiled on the external face with Rosewood, Black/Brown or Golden Oak.



4 step four  
co-ordinate the hardware




Silver Gold Black

Hardware also available in white. Door knockers available with spy holes.


## Bespoke designs

A bespoke design option is available on our Solitaire range of doors, allowing you to personalise and create a door to your own requirements.

Shown below are a few design options.



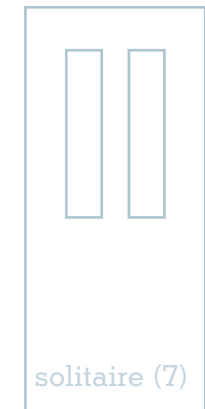
solitaire (3)



solitaire (5)



solitaire (6)



solitaire (7)





Red

1

step one  
choose your design

# solitaire (1)



2

step two  
choose a colour



Blue Green Black



White Golden Oak Rosewood

3

step three  
select a glass pattern



Clear / Obscure\*

Colour  
Diamonds

Colour Rose



Bevel  
Diamonds



Murano



Etched  
Squares



\*See page 29 for a full range of glass patterns

4

step four  
backing  
glass

See page 29 for full details.

5


step five  
colour your frame

(On inward opening doors only)  
Door frames are available in white  
or foiled on the external face with  
Rosewood, Black/Brown or Golden Oak.



6

step six  
co-ordinate the hardware



Silver

Gold

Black

Hardware also available in white.  
Door knockers available with spy holes.



Black

**1** step one  
choose your design

# solitaire (1-2)



**2** step two  
choose a colour

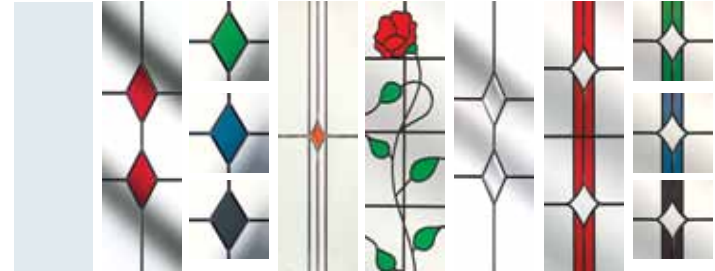


Blue Green Red




White Golden Oak Rosewood

**3** step three  
select a glass pattern



Clear / Obscure\* Colour Diamonds Colour Traditional Colour Rose Bevel Diamonds Bevel Allure



Murano Leaded Torcello Prairie



\*See page 29 for a full range of glass patterns

**4** step four  
backing  
glass

See page 29 for full details.

**5** step five  
colour your frame

(On inward opening doors only)  
Door frames are available in white or foiled on the external face with Rosewood, Black/Brown or Golden Oak.



**6** step six  
co-ordinate the hardware



Silver Gold Black

Hardware also available in white.  
Door knockers available with spy holes.





Golden Oak

1 step one  
choose your design

# solitaire (2)



2 step two  
choose a colour




Blue Green Red



White Black Rosewood

3 step three  
select a glass pattern



Bevel Diamonds

Bevel Allure

Murano

Leaded Torcello



Simplicity

Royale

Prairie



Clear / Obscure\*



Elegance

Brass Clarity

Diamond Cut

\*See page 29 for a full range of glass patterns

4 step four  
backing  
glass

See page 29 for full details.

5 step five  
colour your frame

(On inward opening doors only)  
Door frames are available in white or foiled on the external face with Rosewood, Black/Brown or Golden Oak.



6 step six  
co-ordinate the hardware



Silver

Gold

Black

Hardware also available in white.  
Door knockers available with spy holes.



White

**1** step one  
choose your design

# solitaire (4)



**2** step two  
choose a colour

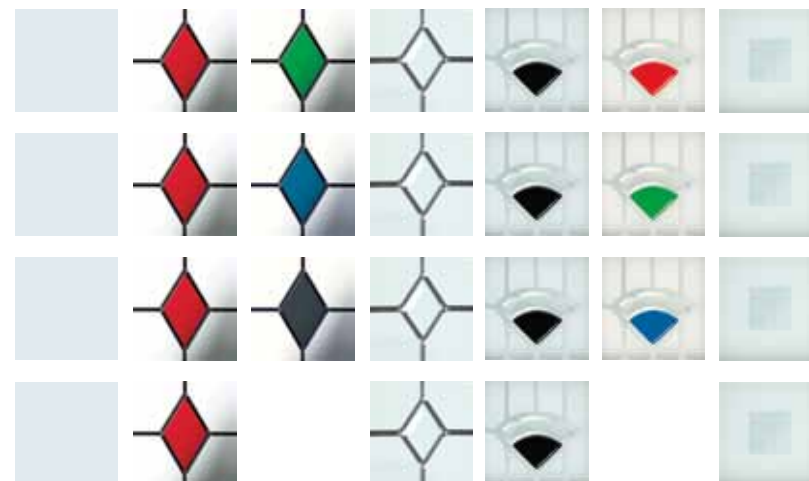


Blue Green Black



Red Golden Oak Rosewood

**3** step three  
select a glass pattern



Clear / Obscure\* Colour Diamonds Bevel Diamonds Murano Etched Squares

\*See page 29 for a full range of glass patterns

**4** step four  
backing  
glass


See page 29 for full details.

**5** step five  
colour your frame

(On inward opening doors only)  
Door frames are available in white or foiled on the external face with Rosewood, Black/Brown or Golden Oak.



**6** step six  
co-ordinate the hardware



Silver Gold Black  
Hardware also available in white.  
Door knockers available with spy holes.





Black

1

step one  
choose a design

# radiant (0)



2

step two  
choose a colour



Red

Green

Blue



Rosewood

White

Golden Oak

3

step three  
colour your frame

(On inward opening doors only)

Door frames are available in white or foiled on the external face with Rosewood, Black/Brown or Golden Oak.



4

step four  
co-ordinate the hardware



Silver

Gold

Black

Hardware also available in white. Door knockers available with spy holes.



Green

1 step one  
choose your design

# radiant (2)



2 step two  
choose a colour



Blue Red Black



White Golden Oak Rosewood


3 step three  
select a glass pattern



Clear / Obscure\* Colour Diamonds Colour Traditional



Colour Rose Bevel Diamonds Bevel Floral Bevel Supreme



Bevel Allure Leaded Torcello



Murano



Simplicity Royale Prairie Brass Clarity

\*See page 29 for a full range of glass patterns

4 step four  
backing  
glass

See page 29 for full details.

5 step five  
colour your frame

(On inward opening doors only)  
Door frames are available in white or foiled on the external face with Rosewood, Black/Brown or Golden Oak.



6 step six  
co-ordinate the hardware



Silver Gold Black

Hardware also available in white.  
Door knockers available with spy holes.





Black

1 step one  
choose your design

# radiant (4)



2 step two  
choose a colour




Blue Red Green



White Golden Oak Rosewood

3 step three  
select a glass pattern



\*See page 29 for a full range of glass patterns

4 step four  
backing  
glass


See page 29 for full details.

5 step five  
colour your frame

(On inward opening doors only)  
Door frames are available in white or foiled on the external face with Rosewood, Black/Brown or Golden Oak.



6 step six  
co-ordinate the hardware



Silver

Gold

Black

Hardware also available in white.  
Door knockers available with spy holes.



White

**1** step one  
choose your design

# princess (1)



**2** step two  
choose a colour




Blue Red Green




Black Golden Oak Rosewood


**3** step three  
select a glass pattern



Clear / Obscure\* Colour Diamonds Bevel Diamonds Bevel Supreme Bevel Allure



Murano Capri Leaded Torcello



Prairie Simplicity Royale Elegance Brass Clarity Diamond Cut

\*See page 29 for a full range of glass patterns

**4** step four  
backing  
glass

See page 29 for full details.

**5** step five  
colour your frame

(On inward opening doors only)  
Door frames are available in white or foiled on the external face with Rosewood, Black/Brown or Golden Oak.



**6** step six  
co-ordinate the hardware



Silver Gold Black

Hardware also available in white.  
Door knockers available with spy holes.





Green

1 step one  
choose a design

# marquise (0)



2 step two  
choose a colour



Red Blue Black



White Golden Oak Rosewood

3 step three  
colour your frame

(On inward opening doors only)  
Door frames are available in white or foiled on the external face with Rosewood, Black/Brown or Golden Oak.



4 step four  
co-ordinate the hardware



Silver Gold Black

Hardware also available in white. Door knockers available with spy holes.



Rosewood

1 step one  
choose your design

# marquise (2)



2 step two  
choose a colour




Blue Green Red




Black White Golden Oak

3 step three  
select a glass pattern



Clear / Obscure\* Colour Diamonds Bevel Diamonds Bevel Supreme Bevel Allure



Murano Capri Leaded Torcello



Elegance Brass Clarity Diamond Cut Simplicity Royale Prairie

\*See page 29 for a full range of glass patterns

4 step four  
backing  
glass

See page 29 for full details.

5 step five  
colour your frame

(On inward opening doors only)  
Door frames are available in white or foiled on the external face with Rosewood, Black/Brown or Golden Oak.



6 step six  
co-ordinate the hardware



Silver Gold Black

Hardware also available in white.  
Door knockers available with spy holes.

1

step one  
choose your design

# marquise (2-2)



2

step two  
choose a colour




Red Green Black



White Golden Oak Rosewood

3


step three  
select a glass pattern



Clear / Obscure\* Colour Diamonds Bevel Diamonds Bevel Allure



Murano Capri



Elegance Brass Clarity Prairie Royale

\*See page 29 for a full range of glass patterns

4

step four  
backing  
glass

See page 29 for full details.

5

step five  
colour your frame

(On inward opening doors only)  
Door frames are available in white or foiled on the external face with Rosewood, Black/Brown or Golden Oak.



6

step six  
co-ordinate the hardware



Silver Gold Black

Hardware also available in white.  
Door knockers available with spy holes.



Blue







Red

**1** step one  
choose your design

# marquise (2-3)



**2** step two  
choose a colour

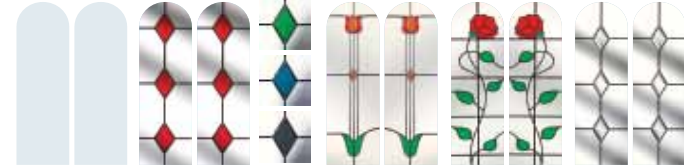


Blue Green Black




White Golden Oak Rosewood


**3** step three  
select a glass pattern



Clear / Obscure\* Colour Diamonds Colour Traditional Colour Rose Bevel Diamonds



Bevel Floral Bevel Allure Murano Capri



Brass Clarity Royale Prairie

\*See page 29 for a full range of glass patterns

**4** step four  
backing  
glass

See page 29 for full details.

**5** step five  
colour your frame

(On inward opening doors only)  
Door frames are available in white or foiled on the external face with Rosewood, Black/Brown or Golden Oak.



**6** step six  
co-ordinate the hardware



Silver Gold Black

Hardware also available in white.  
Door knockers available with spy holes.



Golden Oak

1

step one  
choose your design

# trillion (1)



2

step two  
choose a colour



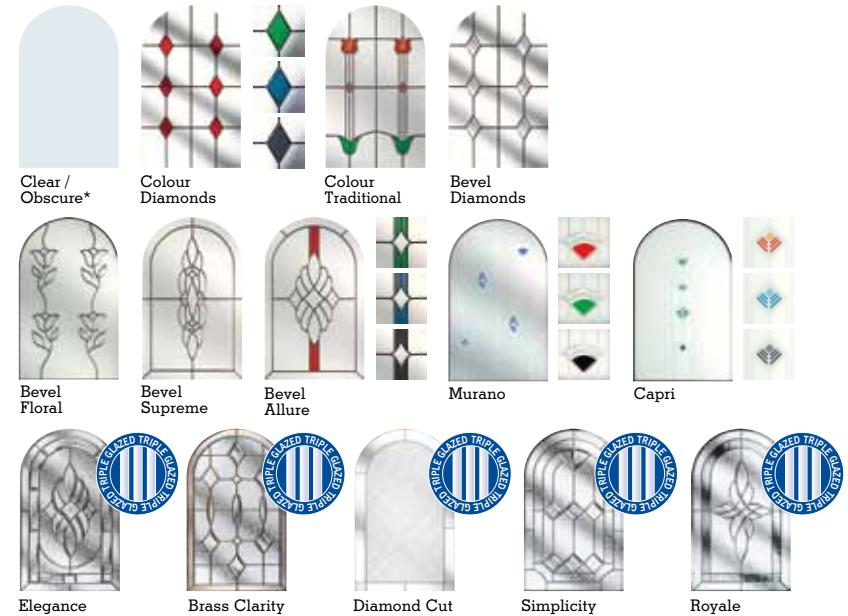
Blue Green Black



White Red Rosewood

3

step three  
select a glass pattern



\*See page 29 for a full range of glass patterns

4

step four  
backing  
glass

See page 29 for full details.

5

step five  
colour your frame

(On inward opening doors only)  
Door frames are available in white or foiled on the external face with Rosewood, Black/Brown or Golden Oak.



6

step six  
co-ordinate the hardware



Silver Gold Black

Hardware also available in white.  
Door knockers available with spy holes.



Green

1 step one  
choose your design

# CROWN (1)



2 step two  
choose a colour

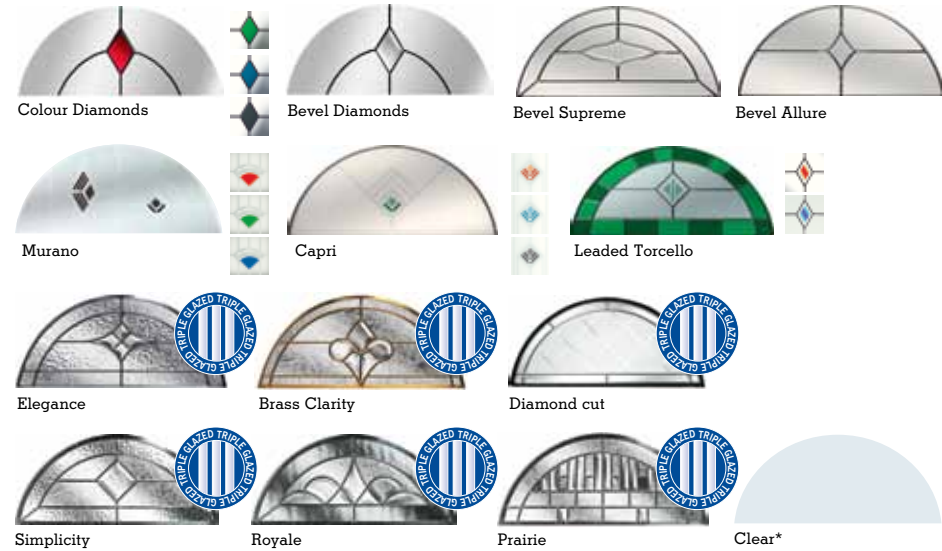


Blue Red Black



White Golden Oak Rosewood

3 step three  
select a glass pattern



\*See page 29 for a full range of glass patterns.

4 step four  
backing  
glass

See page 29 for full details.

5 step five  
colour your frame

(On inward opening doors only)  
Door frames are available in white or foiled on the external face with Rosewood, Black/Brown or Golden Oak.



6 step six  
co-ordinate the hardware



Silver Gold Black

Hardware also available in white.  
Door knockers available with spy holes.





Black

**1** step one  
choose your design

# CROWN (3)



**2** step two  
choose a colour

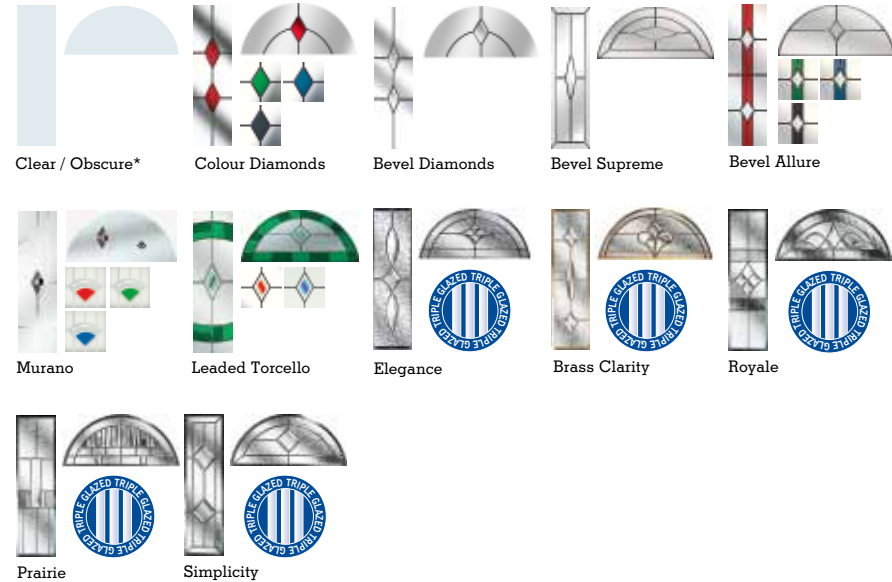


Blue Red Green



White Golden Oak Rosewood

**3** step three  
select a glass pattern



\*See page 29 for a full range of glass patterns.

**4** step four  
backing  
glass

See page 29 for full details.

**5** step five  
colour your frame

(On inward opening doors only)  
Door frames are available in white or foiled on the external face with Rosewood, Black/Brown or Golden Oak.



**6** step six  
co-ordinate the hardware



Silver Gold Black

Hardware also available in white.  
Door knockers available with spy holes.



Blue

**1** step one  
choose your design

# CROWN (5)



**2** step two  
choose a colour



Green Red Black



White Golden Oak Rosewood

**3** step three  
select a glass pattern



Clear / Obscure  
See page 29 for a full range of glass patterns

**4** step four  
backing  
glass


See page 29 for full details.

**5** step five  
colour your frame

(On inward opening doors only)  
Door frames are available in white or foiled on the external face with Rosewood, Black/Brown or Golden Oak.



**6** step six  
co-ordinate the hardware



Silver Gold Black

Hardware also available in white.  
Door knockers available with spy holes.





White

**1** step one  
choose your design

# CROWN (7)



**2** step two  
choose a colour



Green Red Blue



Black Golden Oak Rosewood

**3** step three  
select a glass pattern



Clear / Obscure  
See page 29 for a full range of glass patterns.

**4** step four  
backing  
glass

See page 29 for full details.

**5** step five  
colour your frame

(On inward opening doors only)  
Door frames are available in white or foiled on the external face with Rosewood, Black/Brown or Golden Oak.



**6** step six  
co-ordinate the hardware



Silver Gold Black

Hardware also available in white.  
Door knockers available with spy holes.





Golden Oak

1 step one  
choose your design

# oval (1)




2 step two  
choose a colour



Black White Rosewood

3 step three  
select a glass pattern



Clear / Obscure Colour Diamonds Colour Traditional Colour Rose Bevel Diamonds Bevel Floral



Bevel Supreme Bevel Allure Murano Brass Clarity Royale

\*See page 29 for a full range of glass patterns.

4 step four  
backing  
glass

See page 29 for full details.

5 step five  
colour your frame

(On inward opening doors only)  
Door frames are available in white or foiled on the external face with Rosewood, Black/Brown or Golden Oak.



6 step six  
co-ordinate the hardware



Silver Gold Black

Hardware also available in white.  
Door knockers available with spy holes.



Rosewood

1

step one  
choose a design

# craftsman (0)



2

step two  
choose a colour



Black

White

Golden Oak

3

step three  
colour your frame

(On inward opening doors only)  
Door frames are available in white or foiled on the external face with Rosewood, Black/Brown or Golden Oak.



4

step four  
co-ordinate the hardware



Silver

Gold

Black

Hardware also available in white. Door knockers available with spy holes.



Black

1 step one  
choose your design

# craftsman (1)

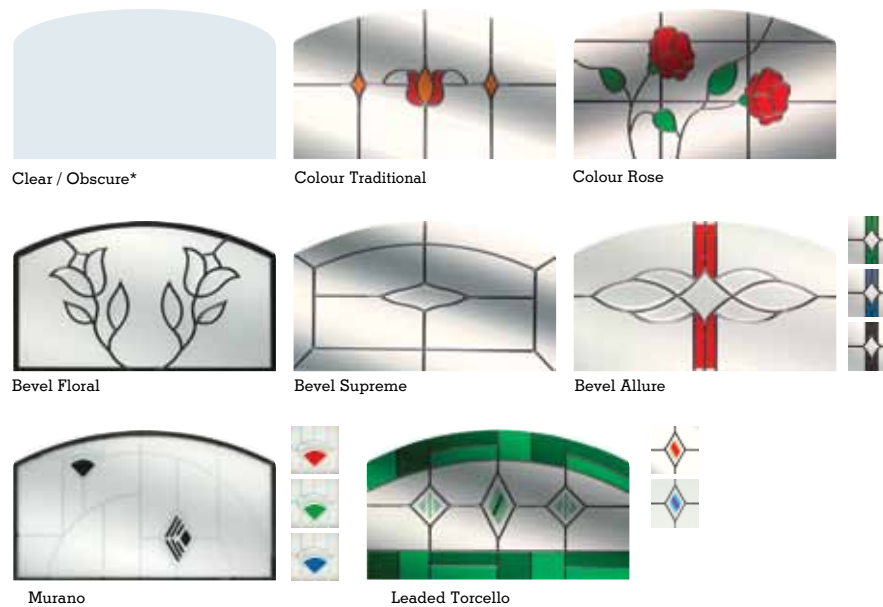


2 step two  
choose a colour



White Golden Oak Rosewood

3 step three  
select a glass pattern



\*See page 29 for a full range of glass patterns.

4 step five  
colour your frame

(On inward opening doors only)  
Door frames are available in white or foiled on the external face with Rosewood, Black/Brown or Golden Oak.



5 step six  
co-ordinate the hardware



Silver Gold Black

Hardware also available in white.  
Door knockers available with spy holes.



# optional extras

## Venetian Blind Doorlights

Perfect for your back door. The venetian blind is encapsulated within the insulated glass cavity of the door glass to provide a zero maintenance blind that requires no cleaning. The blind can be raised, lowered or tilted easily using the unobtrusive fingertip controls on the edge of the frame. (Only available on the Princess (1) door as shown to the left.)



## Co-ordinating Door Cills

External cills are white or foiled to match the door frame. They are available in 3 sizes - 95mm, 150mm and 180mm.

## Low Profile Threshold

In order to assist disabled access, VEKA has developed a range of low threshold options. Aluminium thresholds are available in gold or chrome.

## Glass pattern range for backing glass



Contura



Cotswold



Minster



Stippolyte



Clear

**PLEASE NOTE:** Royale, Prairie and Simplicity designs are triple glazed units and have no choice of backing glass. Also not available in glazed side panels.

A bespoke glazing service is available, please call for details.

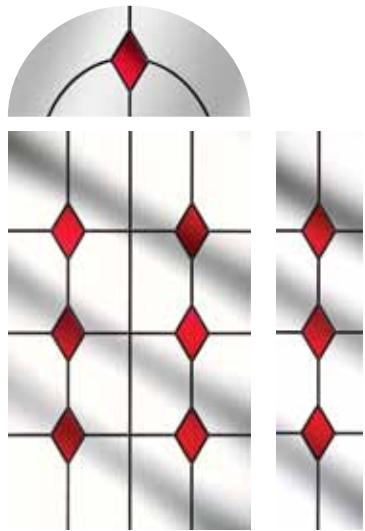


## Yale Keyfree

The VEKA Composite Door System is now available with the option of the new Yale Keyfree lock system. This gives homeowners the convenience of either using the remote key, as with a car, or entering a personal code into the built-in keypad. Keyfree has been designed and tested to meet the demands of Secured by Design - and also features a built-in 80-decibel alarm to scare off anyone who tries to attack the lock.

The Yale Keyfree lock system is powered by its own batteries - so even if the power fails it still works. Provided by Yale and combined with the strength and security of a VEKA door, its technology you can trust.


# glazing patterns



Colour options:



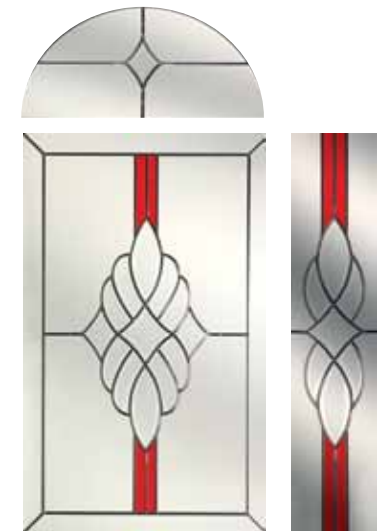
Colour Diamonds



Bevel Diamonds





Bevel Supreme




Bevel Allure


Colour options:




Colour options:




Murano



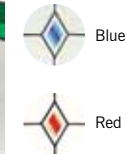
Colour options:



Capri



Colour options:




Torcello




Etched squares



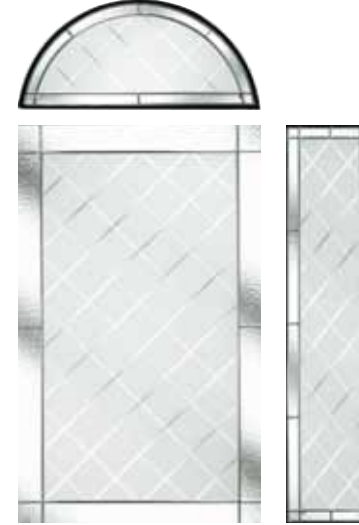
The six designs on this page are all triple glazed as standard. There is no need to select a backing glass as it is part of the design.




Elegance



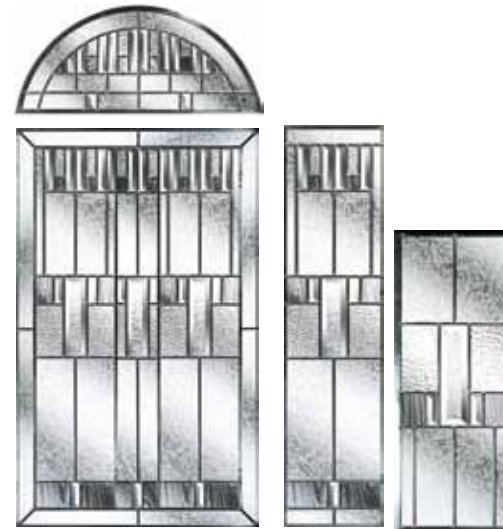
Brass Clarity - Brass Leading



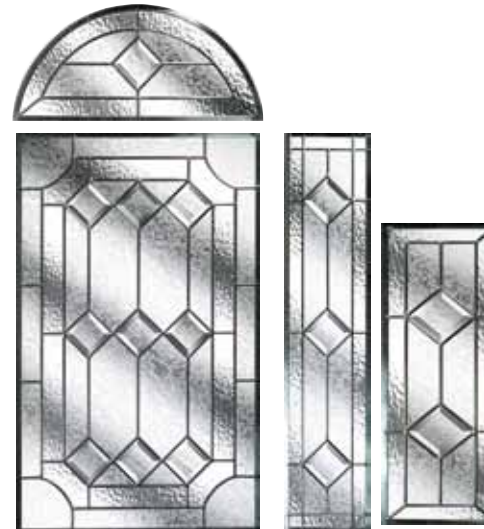
Diamond Cut



Royale



Prairie



Simplicity





# The Composite Door System



Secured by Design



Police Preferred Specification



The VEKA Composite Door System is a trade brand of  
VEKA plc Farrington Road, Rossendale Road Industrial Estate, Burnley, Lancashire BB11 5DA.  
Tel: 01282 716611 FAX: 01282 725257 [www.vekauk.com](http://www.vekauk.com) [salesenquiry@veka.com](mailto:salesenquiry@veka.com)

[www.frontdoors.uk.com](http://www.frontdoors.uk.com)

VEKA plc

Due to the limitations of the printing process we cannot guarantee the exact colour of the product. All Specifications are accurate at the time of going to print but may alter over time. The manufacturer cannot be held responsible for any errors or omissions.

